


Al Otto, Quality Control Specialist
Company Employee Since 1972
On Quality Control

When There's Something To Be Done In The Workshop, I've Done It. In a small company, you have to wear a lot of hats, so I know every machine, sander and saw horse like the back of my hand. I also know that making a Signature Door for L.C. Schmidt isn't a series of separate steps—it's a process. Every phase is connected to what came before and what comes next. Quality control is making sure that every step of the process is executed with the same attention to detail that we're famous for. And as we adopt more technical innovations, certain parts of that process change. So even after 25 years, I'm still learning new ways to make quality doors. It keeps this job interesting—and it keeps me on my toes.



CDC
The Combination Door Company

L.C. Schmidt Collection of Interior and Exterior Doors
Handling, Installation and Finishing Recommendations

Thank you for selecting this CDC door product. Our doors are constructed of the highest quality materials and manufactured with precision craftsmanship like fine furniture and with proper care and finishing, will last a lifetime.

HANDLING/STORING

Immediately upon receipt of door shipment, please inspect doors for any damage or defects and so indicate on delivery receipt. When handling, **do not drag doors across one another.**

Store all doors flat on level surface, **in an environment above grade that does not allow exposure to excess humidity, moisture, extreme dryness or direct sunlight.** Concrete walls, floors and drywall/plaster should be cured before delivering doors to avoid excess humidity. Cover doors loosely to keep clean, yet allow room for air circulation.

If unfinished doors are to be stored for a long period of time, seal doors on all surfaces with a preseal/wood conditioner to prevent moisture absorption, lay flat and loosely cover to keep clean.

Under any circumstances do not deliver doors in the rain unless they are fully protected. The wood will show the water spots when finished.

INSTALLATION

Do not install doors in conditions of excess humidity unless they are prefinished under suitable conditions before hanging.

Maximum allowable trimming in width is 1/8" off each side. Top may be trimmed 1/2" and bottom 1".
Note: Edges trimmed after finishing process must be completely resealed.
Custom sized doors are available for special applications.

Three hinges should be used on doors 7'-0" or shorter and four hinges on doors over 7'-0". Be sure to shim, square and plumb jambs.

The Combination Door Company
P.O. Box 1076
Fond du Lac, WI 54936-1076
www.combinationdoor.com

FINISHING RECOMMENDATIONS

- Sand doors thoroughly with the grain using sandpaper (180) to remove handling marks or effects from exposure and remove all dust with a tack cloth before finishing.
- Pine and cherry should be sealed with preseal/wood conditioner before staining. When possible, test surfaces first for stain/paint results to determine color uniformity or grain raise. Excess grain raise can be caused by certain types of finishing products. Always use high quality finishing products by the same manufacturer. Follow manufacturer's instructions for sanding between coats, drying time, etc. and remove dust with a tack cloth. **Note: All surfaces of the door, including top, bottom and side edges, must be finished to prevent moisture penetration. Finish bottom of exterior doors before sweep is applied.** Door installations exposed to direct sunlight for extended periods of time should not be painted/stained dark colors. Refinishing may be required more often.
- Interior doors, apply a minimum of 2 topcoats (lacquer, varnish polyurethane, paint, etc.).
- Exterior doors and frames, follow steps 1 and 2 above. Then apply a minimum of 3 topcoats of high ultra-violet resistant polyurethane finish or exterior oil primer and 2 coats of satin finish paint. When finishing around the glazing apply finish generously to bridge the wood and glass. **Note: Refinishing exterior doors every 2 years may be required depending on exposure to the weather.**

After initial finishing some panel movement may occur due to climatic conditioning. Minor touch-up with stain/paint will finish this exposed surface.

Care should be taken in removal of glazing squeeze-out, paint, varnish, etc. off tempered glass. Use a knife to score along the edges of the glass and a non-metal scraper for cleaning.

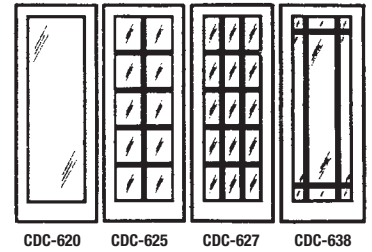
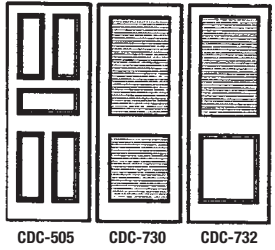
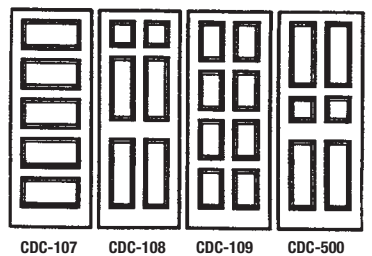
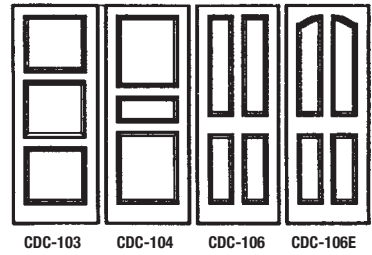
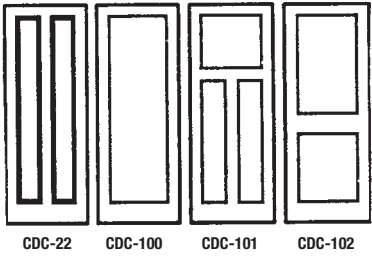
These recommendations are written in conjunction with the The Combination Door Company L.C. Schmidt Collection limited warranty. Failure to follow these recommendations will void the warranty.

L.C. Schmidt
SIGNATURE DOOR SERIES
BY CDC

	Top Rail	Cross Rail	Lock Rail	Bottom Rail	Mullions	Bars	Stiles 1-0 to 1-6	Stiles 1-6 to 3-0
CDC-22	4 5/16			8 3/4	4 1/2		2 1/8	4 9/16
CDC-100	4 5/16			8 3/4			2 1/8	4 9/16
CDC-101	4 5/16	4 1/2		8 3/4	4 1/2		2 1/8	4 9/16
CDC-102	4 5/16		8 15/16	8 3/4			2 1/8	4 9/16
CDC-103	4 5/16	4 1/2		8 3/4			2 1/8	4 9/16
CDC-104	4 5/16	4 1/2		8 3/4			2 1/8	4 9/16
CDC-106	4 5/16		8 15/16	8 3/4	4 1/2		2 1/8	4 9/16
CDC-106E	4 5/16		8 15/16	8 3/4	4 1/2		2 1/8	4 9/16
CDC-107	4 5/16	4 1/2		8 3/4			2 1/8	4 9/16
CDC-108	4 5/16	4 1/2	8 15/16	8 3/4	4 1/2		2 1/8	4 9/16
CDC-109	4 5/16	4 1/2		8 3/4	4 1/2		2 1/8	4 9/16
CDC-500	4 5/16	4 1/2	8 15/16	8 3/4	4 1/2		2 1/8	4 9/16
CDC-505	4 5/16	4 1/2	8 15/16	8 3/4	4 1/2		2 1/8	4 9/16
CDC-730	4 3/8		8 15/16	8 3/4			2 1/8	4 9/16
CDC-732	4 3/8		8 15/16	8 3/4			2 1/8	4 9/16
CDC-620	4 5/16			8 3/4			2 1/8	4 9/16
CDC-625	4 5/16			8 3/4		1 1/4		4 9/16
CDC-627	4 5/16			8 3/4		1 1/4		4 9/16
CDC-638	4 5/16			8 3/4		1 1/4		4 9/16

- NOTE: Dimensions are overall width including beaded ovolo sticking.**
- Door heights are available in standard 6-8, 7-0, 8-0 and custom heights.
 - A wide variety of standard door widths are available along with custom sizing.
 - Door thickness' are 1-3/8", 1-3/4", and 2-1/4".
 - Flat panel with shaker style sticking is standard on the CDC-100, CDC-101 and CDC-102 door designs.
 - Three-quarter inch thick double-hip raised solid panels are standard for all other designs.
 - Bifold doors have 2" stiles.
 - French doors have standard 1/8" tempered glass.
 - 1-6 doors have 4-9/16" stiles unless specified otherwise.

The L.C. Schmidt-Signature Door Series offers a wide variety of options in door sizes, door styles, wood species, and optional glass designs for French doors. Please request a quote.



L.C. Schmidt custom door orders can be completed with coordinating jambs, stops and trim. Whether your specifications call for circletop door units, transom sashes or any variety of specials, our furniture-quality products will fulfill the most discriminating needs.



CDC
The Combination Door Company
P.O. Box 1076, Fond du Lac, WI 54936-1076
Phone: 920-922-2050 • Fax: 920-922-2917
Email: doors@combinationdoor.com
www.combinationdoor.com

FIVE-YEAR LIMITED WARRANTY
L.C. SCHMIDT SIGNATURE DOOR SERIES INTERIOR DOORS

The Combination Door Company warrants their Interior Doors to be free from manufacturing defects for the period of 5 (five) years from the date of purchase by builder or consumer. If a defect exists, and provided written notice of claim is received by The Combination Door Company or the dealer who sold your door promptly after the defect becomes known to you, and within 5 (five) years from the date of purchase, the defective product will be repaired or (at The Combination Door Company's option) replaced. *In no situation does the warranty cover the cost of labor, installation, finishing or other incidentals relating to the replacement door(s), all of which shall be the sole responsibility of the person making the claim.* If the claimed defect is warp, The Combination Door Company may defer replacing the door for a period up to twelve months from the date of installation, in order to permit acclimation to humidity and temperature conditions. This deferral will not count against the FIVE-YEAR WARRANTY PERIOD.

This warranty extends only to builders and consumers who have purchased L.C. Schmidt Signature Door Series manufactured by The Combination Door Company, Fond du Lac, WI. This warranty is not transferable to other purchasers for resale and does not apply to defects, non-conformities, or other failures due to product misuse or abuse, or other causes outside our control. **THIS WARRANTY IS IN LEU OF ALL OTHER WARRANTIES, EXPRESS OR IMPLIED, INCLUDING ANY IMPLIED WARRANTY OF MERCHANTABILITY OR FITNESS FOR A PARTICULAR PURPOSE. THE COMBINATION DOOR COMPANY SHALL NOT BE LIABLE FOR ANY LOSS OF USE FOR ANY SPECIAL, CONSEQUENTIAL, INCIDENTAL, OR INDIRECT DAMAGES WITH RESPECT TO PURCHASE, SALE, USE, OR NON-USE OF PRODUCTS, WHETHER SUCH LIABILITY IS BASED UPON CONTRACT, TORT OR OTHER LEGAL THEORY.** If the foregoing disclaimer of additional warranties is not given full force and effect, and resulting additional warranty shall be limited in duration to the express warranty and shall be otherwise subject to and limited by this document.

THIS WARRANTY DOES NOT APPLY TO:

- Appearance or condition caused by failure to properly follow The Combination Door Company's written Handling, Installation, and Finishing Instructions.
- Doors installed in any exterior application.
- Splitting of solid panels over 17" wide. Note: Small splits and checks are characteristics of hardwoods and are not considered a defect unless light is visible through panel split.
- Warp, twist or bow in doors over 3'-0" wide and 7'-0" high or caused by bow/non-alignment in the frame or jamb in which the door is hung.
- Warp, twist, or bow, which is 1/4" or less in the plane of the door.
- Doors which have been subjected to mishandling, abuse, extreme humidity, or to fire, flood, storm or other act of nature.
- Natural variations in the colors, grain and the texture of the wood.
- Damages caused by attempts other than The Combination Door Company to repair the door.

This warranty gives you specific legal rights, and you may also have other rights, which vary from state to state.

If you believe you have a defective product and want to make a claim under this warranty, please take the following steps:

1. *Contact the retailer who sold the door.*
2. *If corrective measures are not undertaken promptly, contact: The Combination Door Company.*

©2002 The Combination Door Company

Where Craftsmanship Is
A Family Tradition.



SIGNATURE DOOR SERIES