



▲CDC106 Red Oak
CDC108 Cherry▶



▲CDC265 Maple
CDC627 Red Oak▶

CDC

The Combination Door Company

Interior Doors

Today's home architecture calls for a variety of wood species and designs to complement the interior décor. The Combination Door Company creates stile and rail raised panel doors, flat panel doors, louvered doors, and french doors to meet discriminating tastes.

Wood Species

From the natural light color of Maple to the bold grains of Red Oak, White Oak, Walnut, Douglas Fir, the rich reddish-brown hues of cherry, the stainability of birch and the rustic appearance of hickory provides the variety of wood species to complement today's home decors.

History

Combination Door Company has a long tradition of door manufacturing history. Founded in 1912 by L.C. Schmidt, CDC produces interior and exterior door products in their 97,000 square manufacturing plant in Fond du Lac, Wisconsin.

With the success of the L.C. Schmidt Collection (our full interior door offering), CDC expanded both in facility and offerings. By 1994 CDC added 17,000 square feet of manufacturing facility. 1994 brought another expansion specializing in the manufacturing of interior and exterior doors in a vast array of rustic wood species, standard and custom designs, as well as unique product offerings exclusive to Combination Door Company.

Quality


The long tradition of manufacturing at CDC produces the highest quality and carefully detailed door product. Each door component is inspected through step by step machining and assembly processes. Every effort is used to assure complete customer satisfaction.

Warranty

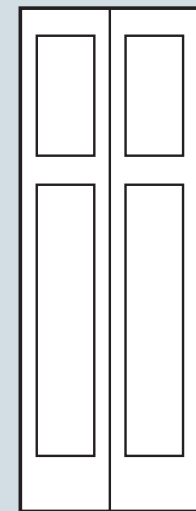
CDC warrants their doors to be free of defects in materials and workmanship for 5 years.

Custom Sizes and Designs


CDC offers doors of any size and unlimited designs through their Specials Department. Circle and arch top doors complete with jambs and trim are but a few of the possibilities. CAD design drawings are provided to confirm those extra special details for orders. French doors have a wide range of special order glass patterns available.



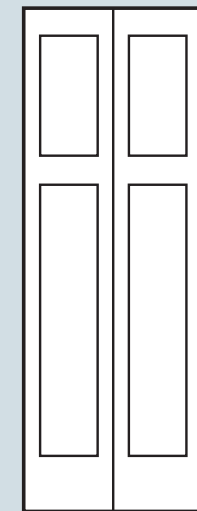
CDC 100 Flat Panel



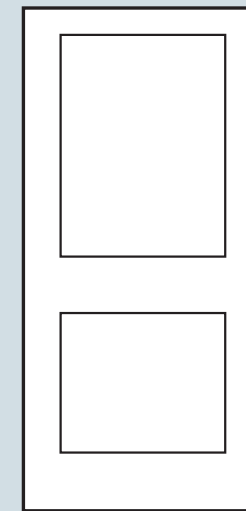
CDC 100 Bifold Flat Panel



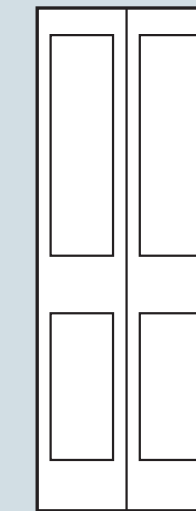
CDC 101 Flat Panel



CDC 101 Bifold Flat Panel



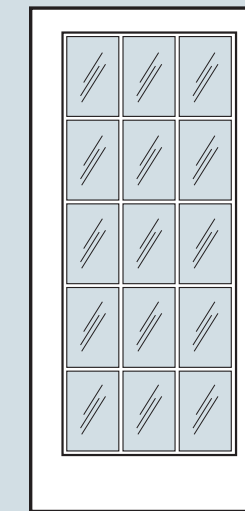
CDC 102 Flat Panel



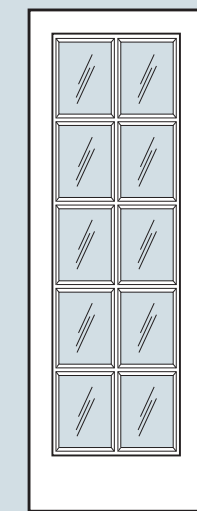
CDC 102 Bifold Flat Panel



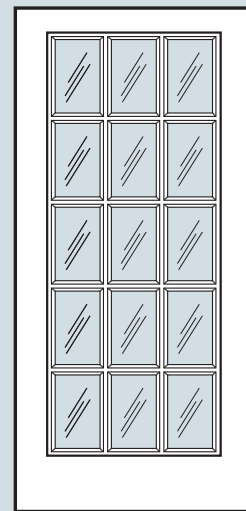
CDC 620 V-Groove Glass 10 Lite



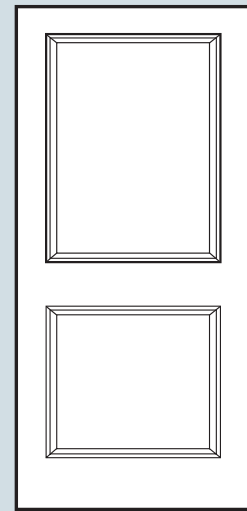
CDC 620 V-Groove Glass 15 Lite



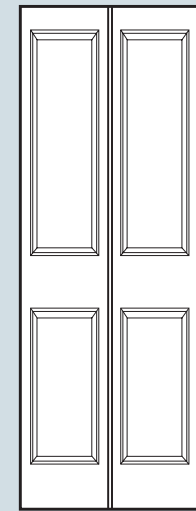
CDC 625




CDC 627




CDC 102M



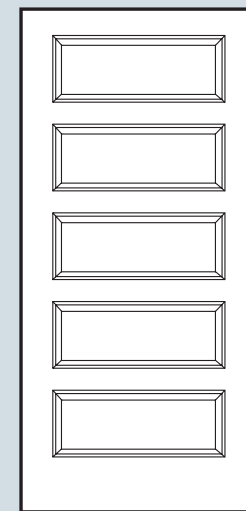
CDC 102M Bifold



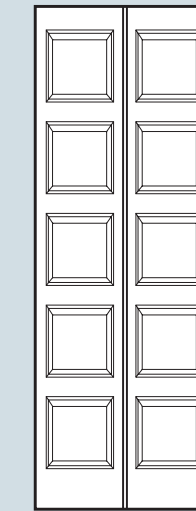
CDC 106M



CDC 106M Bifold




CDC 107M




CDC 107M Bifold



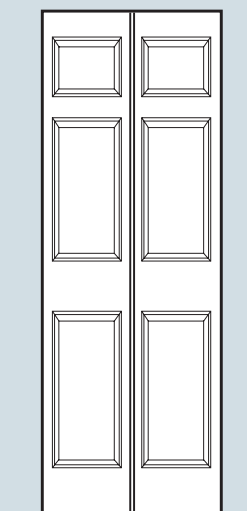
CDC 638




CDC 730



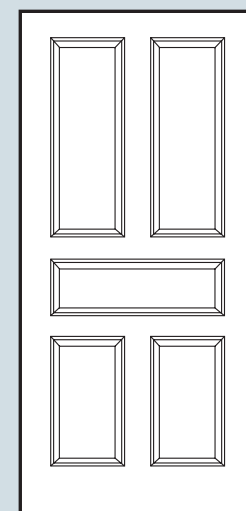
CDC 732




CDC 108M Bifold




CDC 108M




CDC 505M



CDC 505M Bifold




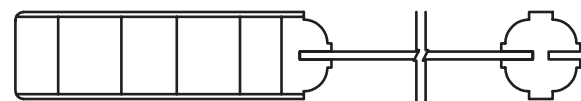
CDC 620



CDC 620 #18 Obscure

Doors available in a large variety of wood species. Other species upon request.





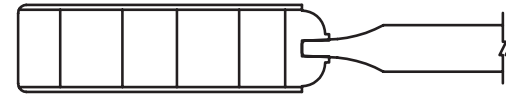
CDC French Doors

- Engineered Wood Core Stiles
- 1/8" Tempered Glass, Shrink-wrapped Glass in 625-627-638
- Beaded Ovolo Sticking
- Available Bevel Glass Option



CDC 100-101-102

- Engineered Wood Core Stiles
- 3/8" Thick Plywood Panel
- Square Shaker Sticking



CDC M Series

- Engineered Wood Core Stiles
- 3/4" Thick Concave Membrane Pressed Panels
- Beaded Ovolo Sticking



CDC Double Hip

- Engineered Wood Core Stiles
- 3/4" Solid Double Hip Raised Panel
- Beaded Ovolo Sticking

	Top Rail	Cross Rail	Lock Rail	Bottom Rail	Mullions	Bars	Stiles 1-0 to 1-6	Stiles 1-6 to 3-0
CDC-22	4 5/16			8 3/4	4 1/2		2 1/8	4 9/16
CDC-100	4 5/16			8 3/4			2 1/8	4 9/16
CDC-101	4 5/16	4 1/2		8 3/4	4 1/2		2 1/8	4 9/16
CDC-102	4 5/16		8 15/16	8 3/4			2 1/8	4 9/16
CDC-103	4 5/16	4 1/2		8 3/4			2 1/8	4 9/16
CDC-104	4 5/16	4 1/2		8 3/4			2 1/8	4 9/16
CDC-106	4 5/16		8 15/16	8 3/4	4 1/2		2 1/8	4 9/16
CDC-106E	4 5/16		8 15/16	8 3/4	4 1/2		2 1/8	4 9/16
CDC-107	4 5/16	4 1/2		8 3/4			2 1/8	4 9/16
CDC-108	4 5/16	4 1/2	8 15/16	8 3/4	4 1/2		2 1/8	4 9/16
CDC-109	4 5/16	4 1/2		8 3/4	4 1/2		2 1/8	4 9/16
CDC-500	4 5/16	4 1/2	8 15/16	8 3/4	4 1/2		2 1/8	4 9/16
CDC-505	4 5/16	4 1/2	8 15/16	8 3/4	4 1/2		2 1/8	4 9/16
CDC-730	4 3/8		8 15/16	8 3/4			2 1/8	4 9/16
CDC-732	4 3/8		8 15/16	8 3/4			2 1/8	4 9/16
CDC-620	4 5/16			8 3/4			2 1/8	4 9/16
CDC-625	4 5/16			8 3/4		1 1/4		4 9/16
CDC-627	4 5/16			8 3/4		1 1/4		4 9/16
CDC-638	4 5/16			8 3/4		1 1/4		4 9/16

NOTE: Dimensions are overall width including beaded ovolo sticking.

- Door heights are available in standard 6-8, 7-0, 8-0 and custom heights.
- A wide variety of standard door widths are available along with custom sizing.
- Door thickness' are 1-3/8", 1-3/4", and 2-1/4".
- Flat panel with shaker style sticking is standard on the CDC-100, CDC-101 and CDC-102 door designs.
- Three-quarter inch thick double-hip raised solid panels are standard for all other designs.
- Bifold doors have 2" stiles.
- French doors have standard 1/8" tempered glass.
- 1-6 doors have 4-9/16" stiles unless specified otherwise.

The L.C. Schmidt-Signature Door Series offers a wide variety of options in door sizes, door styles, wood species, and optional glass designs for French doors. Please request a quote.



L.C. Schmidt Collection of Interior and Exterior Doors Handling, Installation and Finishing Recommendations

Thank you for selecting this CDC door product. Our doors are constructed of the highest quality materials and manufactured with precision craftsmanship like fine furniture and with proper care and finishing, will last a lifetime.

HANDLING/STORING

Immediately upon receipt of door shipment, please inspect doors for any damage or defects and so indicate on delivery receipt. When handling, **do not drag doors across one another.**

Store all doors flat on level surface, **in an environment above grade that does not allow exposure to excess humidity, moisture, extreme dryness or direct sunlight.** Concrete walls, floors and drywall/plaster should be cured before delivering doors to avoid excess humidity. Cover doors loosely to keep clean, yet allow room for air circulation.

If unfinished doors are to be stored for a long period of time, seal doors on all surfaces with a preseal/wood conditioner to prevent moisture absorption, lay flat and loosely cover to keep clean.

Under any circumstances do not deliver doors in the rain unless they are fully protected. The wood will show the water spots when finished.

INSTALLATION

Do not install doors in conditions of excess humidity unless they are prefinished under suitable conditions before hanging.

Maximum allowable trimming in width is 1/8" off each side. Top may be trimmed 1/2" and bottom 1".

Note: Edges trimmed after finishing process must be completely resealed.

Custom sized doors are available for special applications.

Three hinges should be used on doors 7'-0" or shorter and four hinges on doors over 7'-0". Be sure to shim, square and plumb jamba.

FINISHING RECOMMENDATIONS

1. Sand doors thoroughly with the grain using sandpaper (180) to remove handling marks or effects from exposure and remove all dust with a tack cloth before finishing.
2. Pine and cherry should be sealed with preseal/wood conditioner before staining. When possible, test surfaces first for stain/paint results to determine color uniformity or grain raise. Excess grain raise can be caused by certain types of finishing products. Always use high quality finishing products by the same manufacturer. Follow manufacturer's instructions for sanding between coats, drying time, etc. and remove dust with a tack cloth. **Note: All surfaces of the door, including top, bottom and side edges, must be finished to prevent moisture penetration. Finish bottom of exterior doors before sweep is applied.** Door installations exposed to direct sunlight for extended periods of time should not be painted/stained dark colors. Refinishing may be required more often.
3. Interior doors, apply a minimum of 2 topcoats (lacquer, varnish polyurethane, paint, etc.).
4. Exterior doors and frames, follow steps 1 and 2 above. Then apply a minimum of 3 topcoats of high ultra-violet resistant polyurethane finish or exterior oil primer and 2 coats of satin finish paint. When finishing around the glazing apply finish generously to bridge the wood and glass. **Note: Refinishing exterior doors every 2 years may be required depending on exposure to the weather.**

After initial finishing some panel movement may occur due to climatic conditioning. Minor touch-up with stain/paint will finish this exposed surface.

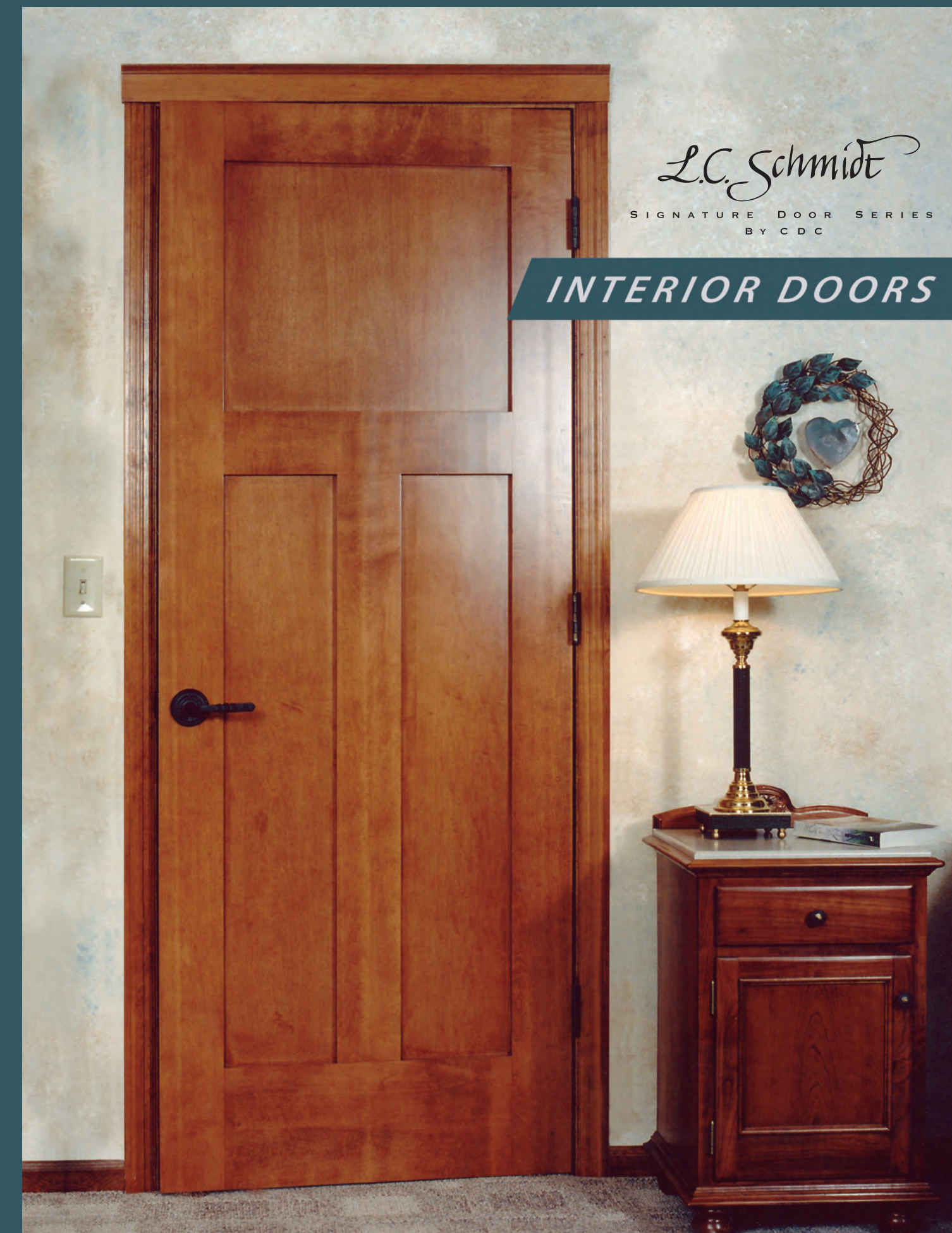
Care should be taken in removal of glazing squeeze-out, paint, varnish, etc. off tempered glass. Use a knife to score along the edges of the glass and a non-metal scraper for cleaning.

These recommendations are written in conjunction with the The Combination Door Company L.C. Schmidt Collection limited warranty. Failure to follow these recommendations will void the warranty.



The Combination Door Company

1000 Morris Street P.O. Box 1076, Fond du Lac, Wisconsin 54936-1076 • Phone 920-922-2050 • Fax: 920-922-2917
www.combinationdoor.com



Combination Door Company • Fond du Lac, Wisconsin • 920-922-2050 • www.combinationdoor.com